





Checklist for completing ENGL101: Library Research Orientation – Online

In order to learn the basics of using library tools for college research, complete the four Canvas library research modules, 1, 2, 3, and 4, in order. You should view the tutorial first, then answer the questions on the quiz.

(The video tutorial, **Introduction to the SCC Library**, is optional but highly recommended. It explains library services for students, and will help you understand the research process overall.)

Research Tutorials are linked in each library quiz, and are always available from the [SCC Library homepage](#).

To help you manage your time, here is an estimate of the amount of time it may take to complete each of the four modules. (It may take you more or less time than these estimates.)

Part	Tutorial to view	Canvas Quiz	Estimated total time to view tutorial + complete quiz
	(optional but recommended) Introduction to the SCC Library (7 minute video tutorial)	(No Quiz)	7 minutes
 Part 1	Books, eBooks, and Videos in the SCC Library (10 minute video tutorial)	BOOKS & eBooks	20 minutes
 Part 2	Databases in the SCC Library (12 minute video tutorial)	DATABASES	25 minutes
 Part 3	Web Site Evaluation (8 minute video tutorial)	WEB SITES	15 minutes
 Part 4	Plagiarism: What Every Student Should Know (10 minutes) [This tutorial is made of four parts. You only need to view parts 1,2, and 3.]	PLAGIARISM	15 minutes
Optional feedback survey	There is an optional survey consisting of two questions which you may choose to do after completing the four modules.		(1 minute)

- Remember to **always start your research at the [SCC Library homepage](#)**.
- If you have any problems or questions about the library tutorials or quizzes, **[contact an SCC librarian](#) ASAP.**

